


# commercial operators

# TROLLEY OPERATORS + HORIZONTAL SLIDING DOOR OPERATORS

## PRO-LT




LT

COMMERCIAL LIMITED DUTY BELT DRIVE TROLLEY OPERATOR

- High standing torque 1/2HP motor with thermal protection
- Heavy duty 4L V-belt and #41 roller chain & sprocket reductions
- Permanently lubricated ball bearings on all drive shafts
- 1" output shaft on final drive
- Adjustable friction clutch
- Emergency quick release disconnect for manual operation
- #410 roller chain drive & sprockets
- Magnetic solenoid brake (optional)
- \* UL325

## PRO-T




T/TB

COMMERCIAL / INDUSTRIAL CONTINUOUS DUTY BELT DRIVE TROLLEY OPERATOR

- Continuous duty industrial motor 1/3, 1/2, 3/4 and 1HP
- Full feature logic board controls
- Heavy duty 5L V-belt & #41 roller chain & sprocket reduction
- Permanently lubricated ball bearings on all drive shafts
- 1" output shaft on final drive
- Full overload protection
- Adjustable friction clutch
- Sliding door application & hardware (PRO-SD)
- Magnetic solenoid brake standard on PRO-TB & PRO-SD
- #410 roller chain drive on 1/3 & 1/2 HP PRO-T and PRO-TB models
- #41 roller chain drive on all PRO-SD & 3/4 & 1HP PRO-T and PRO-TB
- Emergency quick release disconnect for manual operation
- \* UL325

## PRO-APT



APT

COMMERCIAL / INDUSTRIAL CONTINUOUS DUTY BELT DRIVE APARTMENT TROLLEY OPERATOR

- Continuous duty industrial motor 1/2 and 3/4 HP
- Heavy duty reversing contractor with electrical interlock (M)
- Full feature logic board controls
- Full overload protection
- Adjustable friction clutch
- Magnetic solenoid brake (optional PRO-APT)
- 3/4" & 1" pillow block bearings on pulley & drive shaft
- Heavy duty trolley idler c/w 41B12 sprocket
- Low profile 9" clearance design for apartment applications
- Timer to close and time delay on reverse standard
- Red & Green lights feature (optional)
- Quick disconnect trolley carriage
- \* UL325

## PRO-APTC



APTC

COMMERCIAL / INDUSTRIAL CONTINUOUS DUTY APARTMENT/CONDO TROLLEY OPERATOR

- Continuous duty industrial instant reverse 3-wire 1/2 HP motor with overload protection
- Low clearance design for apartment applications (8.5")
- Side access hinged cover for easy access to controls
- Full feature logic board controls
- Red & Green traffic light control function (optional)
- 40:1 industrial duty gearbox reduction
- 3/4" flanged precision bearings on idler shaft
- #41 roller chain drive on trolley rail assembly
- Heavy duty C-channel track, UHMW trolley rollers and rubber dampeners for smooth, quiet operation
- Trolley track for doors up to 8', 10', 12' and 14' high
- Fully assembled operator head, rails and carriage assembly for easy installation
- Emergency dual-handle disconnect and reconnect trolley carriage for manual operation
- \* UL325

## PRO-GT // PRO-GSD




GT/GSD

INDUSTRIAL, CONTINUOUS DUTY WORM GEAR TROLLEY OPERATOR FOR LARGE STANDARD LIFT SECTIONAL AND SLIDING DOORS

- Continuous duty industrial motor 1/2, 3/4, 1, 1.5 and 2HP
- Full feature logic board controls
- Primary reduction worm gear speed reducer in oil bath, secondary reduction #41 roller chain & sprockets
- Permanently lubricated ball bearings on all drive shafts
- 1" output shaft on final drive
- Full overload protection
- Adjustable in-line friction clutch
- Magnetic solenoid brake standard
- #41 roller chain drive
- Emergency quick release disconnect for manual operation
- Sliding door application & hardware (PRO-GSD)
- \* UL325

# JACKSHAFT OPERATORS

## PRO-LJ // PRO-LH // PRO-LHA



LJ

LH/LHA

LIMITED DUTY BELT DRIVE JACKSHAFT OPERATOR FOR HIGH LIFT, VERTICAL LIFT SECTIONAL DOORS AND SMALL ROLLING DOORS AND GRILLES

- High starting torque 1/2HP motor with thermal protection
- Heavy duty 4L V-belt and #41 roller chain & sprocket reductions
- Permanently lubricated ball bearings on all drive shafts
- 1" output shaft on final drive
- Adjustable friction clutch
- Left or right hand mounting
- Magnetic solenoid brake (std on PRO-LJ, PRO-LH, optional on PRO-LHA)
- Mechanical braking system (PRO-LHA)
- #41 roller chain drive & sprockets
- LJ incorporates a floor level disconnect, LH & LHA incorporate a floor level disconnect with emergency chain hoist, all with electrical cut-out switch
- \* UL325

## PRO-J // PRO-H // PRO-HHD



H/J

HHD

INDUSTRIAL, CONTINUOUS DUTY BELT DRIVE JACKSHAFT OPERATOR FOR HIGH LIFT, VERTICAL LIFT SECTIONAL DOORS, AND ROLLING DOORS

- Continuous duty industrial motor 1/3, 1/2, 3/4 and 1HP
- Full feature logic board controls
- Heavy duty 5L V-belt and #41 roller chain & sprocket reductions
- Permanently lubricated ball bearings on all drive shafts
- 1" output shaft on final drive
- Full overload protection
- Adjustable friction clutch
- Magnetic solenoid brake (std on PRO-HHD, optional for PRO-J, PRO-H)
- Mechanical braking system (PRO-J, PRO-H)
- #50 roller chain drive & sprockets
- J incorporates a floor level disconnect, H & HHD incorporate a floor level disconnect with emergency chain hoist, all with electrical cut-out switch
- Left or right hand mounting
- \* UL325

## PRO-GJ



GJ

LIMITED DUTY GEARHEAD JACKSHAFT FOR SMALL ROLLING DOORS, SHUTTERS AND GRILLES

- High starting torque 1/2HP motor with thermal protection
- Worm gear in oil bath reducer
- #41 roller chain drive & sprockets
- Floor level disconnect for emergency manual operation
- Left and right hand mounting (must specify)
- \* UL325

## PRO-GH // PRO-GHC



GH

GHC

INDUSTRIAL, CONTINUOUS DUTY WORM GEAR DRIVE JACKSHAFT OPERATOR WITH CHAIN HOIST FOR LARGE HIGH LIFT, VERTICAL LIFT SECTIONAL DOORS AND ROLLING STEEL DOORS

- Continuous duty industrial motor 1/2, 3/4, 1, 1.5, 2, 3 and 5HP (GH only)
- Full feature logic board controls
- Primary drive worm gear speed reducer in oil bath
- Full overload protection
- Adjustable in-line friction clutch (Optional)
- Magnetic solenoid brake standard
- #50 roller chain drive & sprockets
- Reinforced frame & cast iron pillow block bearings (PRO-GHC)
- Emergency chain hoist w/ electrical cut-out switch for manual operation
- Universal left or right hand mounting
- \* UL325

## PRO-EJ // PRO-EHJ



EJ/EHJ

INDUSTRIAL DUTY BELT DRIVE JACKSHAFT OPERATOR FOR ROLLING DOORS AND GRILLES. BUILT-IN MECHANICAL LOAD SENSING FEATURE AND EMERGENCY EGRESS

- Continuous duty industrial motor 1/3, 1/2HP
- Permanently lubricated ball bearings on all drive shafts
- Built-in mechanical load sensing mechanism to eliminate jamming & damage to a locked rolling grill & door operator
- Emergency egress capability; floor level disconnect allows for opening a grill by manual operation or by door spring tension
- Emergency chain hoist with floor level disconnect & electrical cut-out manual operation (EHJ)
- #50 roller chain drive & sprockets
- Heavy duty reversing contractor with electrical interlock (M) only
- Heavy duty 5L V-belt & #41 roller chain & sprocket reductions
- Full overload protection
- Adjustable friction clutch
- Mechanical braking system
- Magnetic solenoid brake (Optional)
- \* UL325

MICANAN // MONTREAL  
*HEAD OFFICE*  
1380 St-Regis Blvd  
Dorval, Qc  
Canada H9P 2T5  
Tel: 514-822-1116  
Toll-Free: 1-877-888-1116  
Fax: 514-822-1118

MICANAN // ATLANTA  
2885 N. Berkeley Lake Rd  
Suite 7  
Duluth, Ga 30096  
Tel: 678-584-2543  
Toll-Free: 1-800-798-2543  
Fax: 678-584-2544

MICANAN // PHOENIX  
1236 W. Southern Ave.  
Suite 104  
Tempe, Az 85282  
Tel: 480-557-0070  
Toll-Free: 1-888-816-8584  
Fax: 480-557-8488

MICANAN // CHICAGO  
721 W. Racquet Club Dr.  
Addison, Il 60101  
Tel: 630-501-1909  
Toll-Free: 1-844-542-9025  
Fax: 630-501-1959

[WWW.MICANAN.COM](http://WWW.MICANAN.COM)

